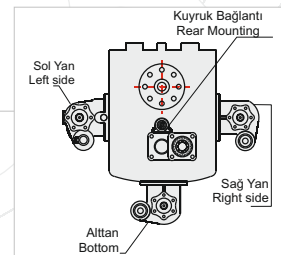
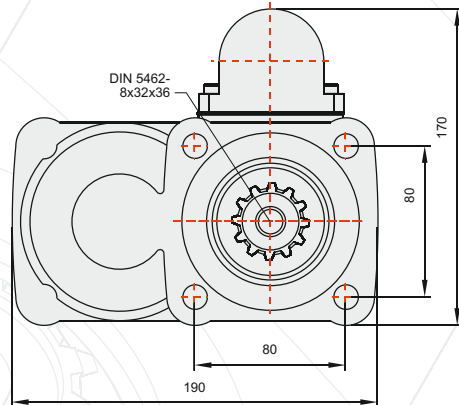
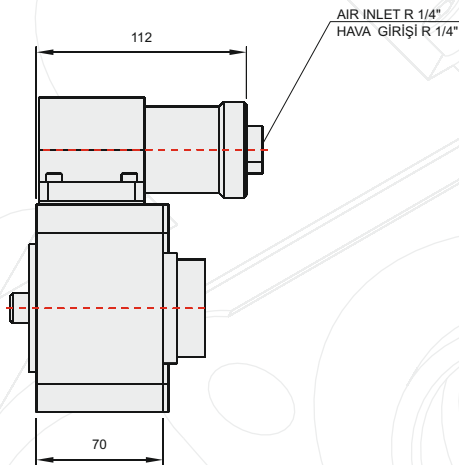
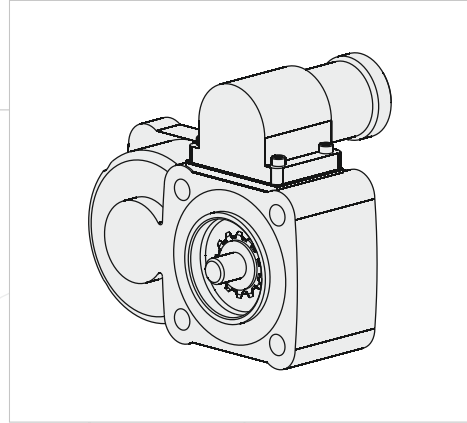



50414321P0



GENEL BİLGİLER/GENERAL DATA

P.T.O. KODU / P.T.O. CODE	50414321P0	
Tork / Torque	26,5 Kgm	260 Nm
Güç(1000 rpm) / Power	24,5 Hp	18,3 Kw
Devir / Speed	675 rpm	675 rpm
Oran / Ratio	1/1,2	1/1,2
Ağırlık / Weight	11 kg	24,4 lb
Bağlantı / Mounting	Kuyruk	Rear
Kumanda / Control	Havalı	Pneumatic
Dönüş / P.T.O. Rotation	Sol - ISO	Left - ISO

Ana Şanzıman / Gearbox	Kullanılan Bazı Araçlar / Used Vehicles
EATON FS / FSV / FSO/H/V 6109-6209-8209-8309 A	214.26-220.26-280 FATİH / 2520L-2621 FORD CARGO 522-822-620 BMC 280 / FODEN 3000 26.234-26.264-26.284 MAN 6X2 EURO / SEDDON 211 / NISSAN CPC 16 / RENAULT MIDLUM 270 TATA LTPA 1621 TC 6x6 - LPS1021 TC

Seçeceğiniz pompanın dönüş yönü, P.T.O. dönüş yönü ile ters olmalıdır.
The rotation of the chosen pump has to be opposite with the rotation of P.T.O.

P.T.O. montaj edildikten sonra ana şanzıman yağını tamamlayın.
Fill the oil of the gear box after mounting the P.T.O.